

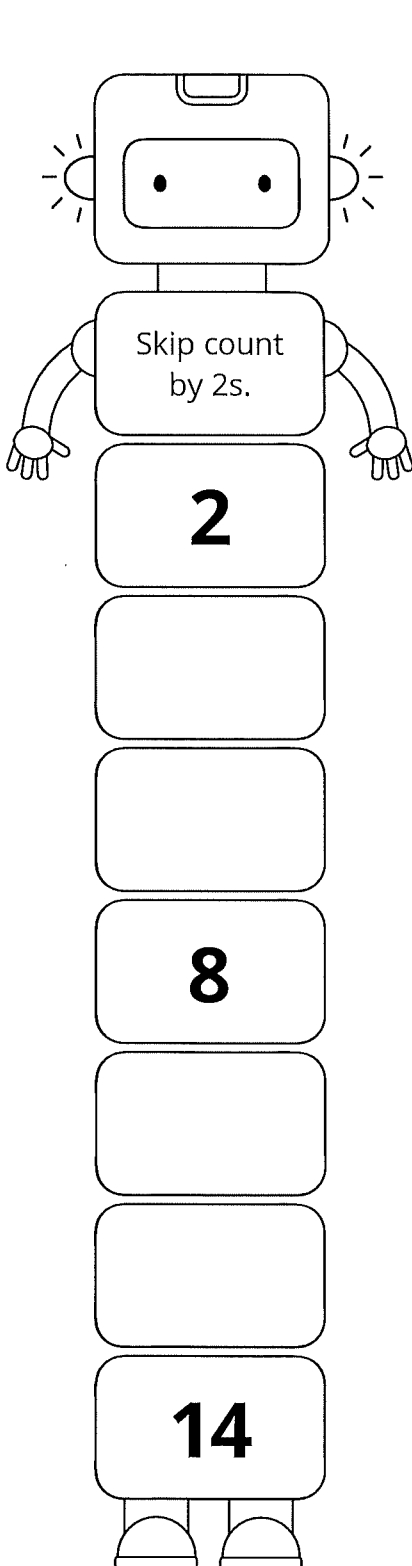


Name _____

Date _____

Skip Counting Robots - by 2s

Fill in the missing numbers to complete the skip counting robots below.






Name _____

Date _____

Skip Counting Robots - by 5s

Fill in the missing numbers to complete the skip counting robots below.


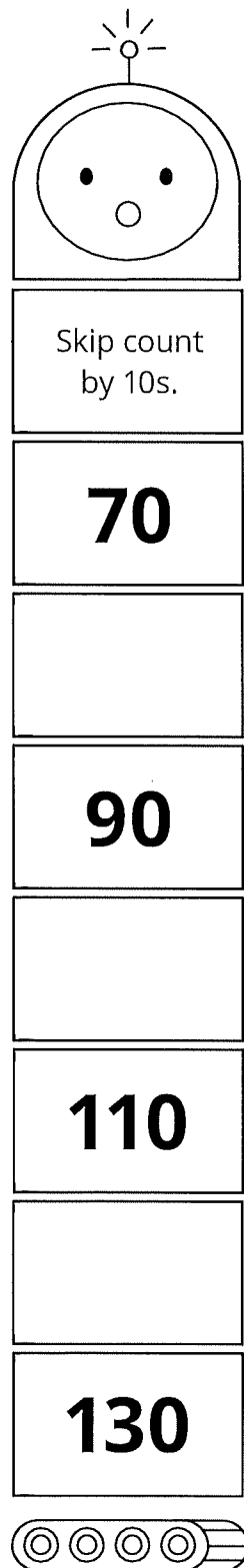
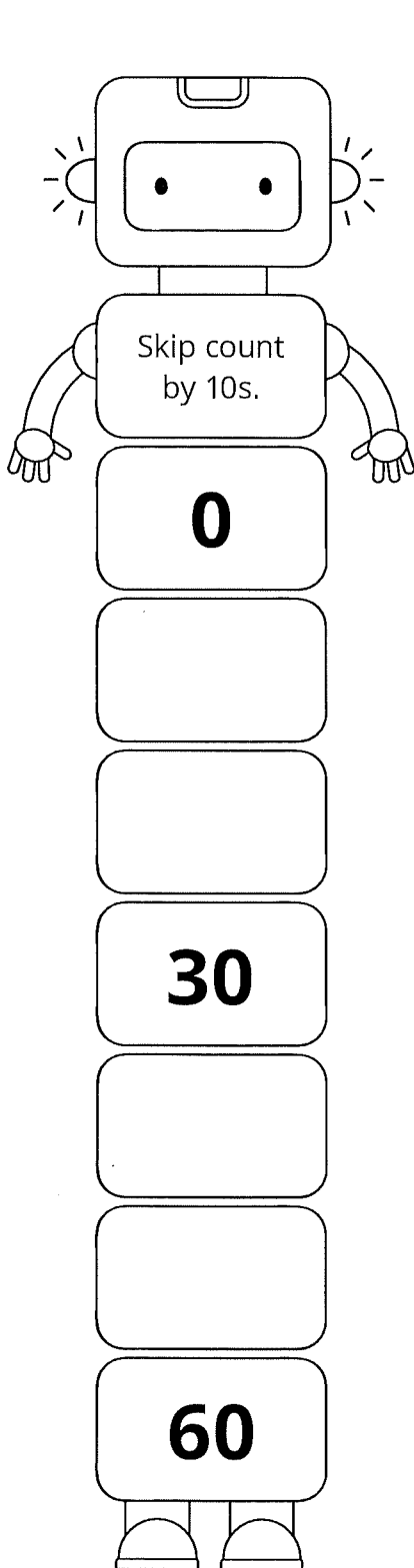


Name _____


Date _____

Skip Counting Robots - by 10s

Fill in the missing numbers to complete the skip counting robots below.



Name _____



making 10

$1 + \square = 10$

$5 + \square = 10$

$8 + \square = 10$

$3 + \square = 10$

$6 + \square = 10$

$7 + \square = 10$

$2 + \square = 10$

$9 + \square = 10$

$10 + \square = 10$

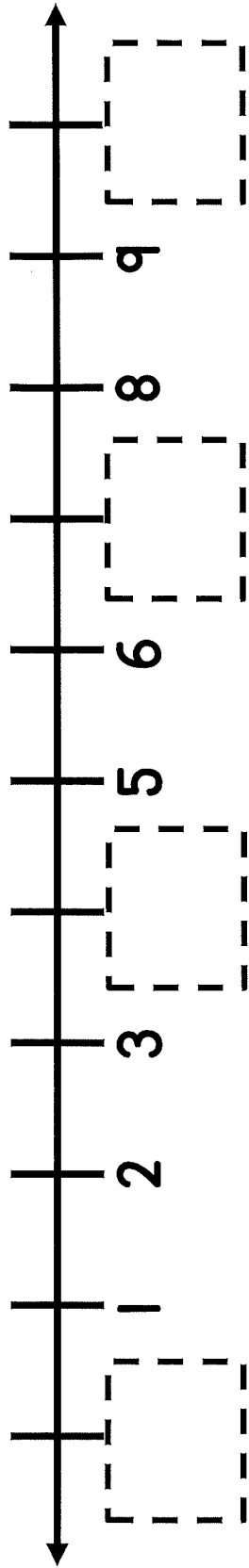
$4 + \square = 10$

This was: Easy Just Right Hard
(Circle one)

Name _____

© Miss Giraffe

Adding on a Number Line



$$2 + 3 = \square$$

$$0 + 2 = \square$$

$$5 + 4 = \square$$

$$3 + 5 = \square$$

$$4 + 2 = \square$$

$$2 + 1 = \square$$



4 10 3 5 9 0 6 8 2 7

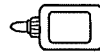
9

6

8

2

7



Name _____

© Miss Giraffe

Addition Practice

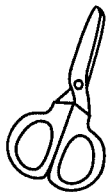
$3 + 3 =$

$7 + 0 =$

$4 + 5 =$

$2 + 6 =$

$2 + 2 =$



8 6 4 9 7



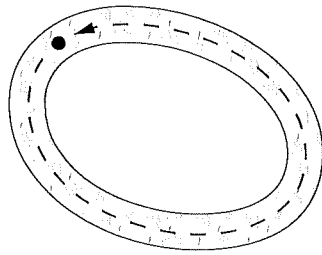
Number 0 - Worksheet

Name _____ Date _____

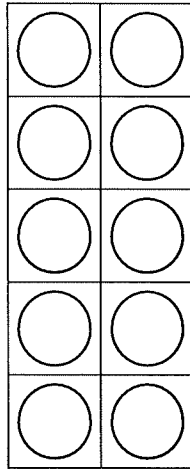
0 0 0

zero zero zero

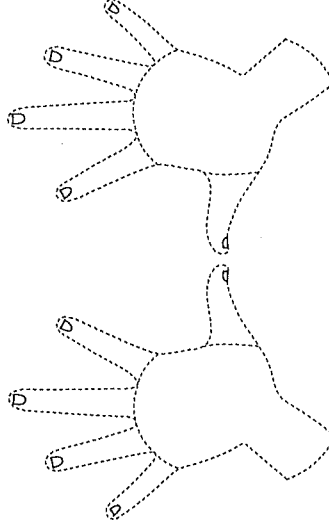
Trace the number in the correct order.



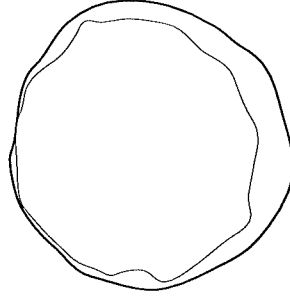
Colour in 0 dots and cross out the ones you do not need.




Colour the fingers you would hold up if you were showing 0.



Draw 0 chocolate chips on the cookie.




How many carriages are loaded onto the train? _____





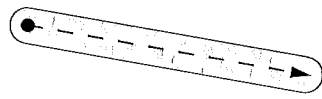
Number 1 - Worksheet

Name _____ Date _____

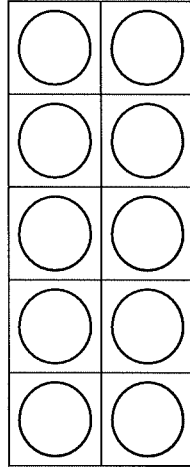


one one one

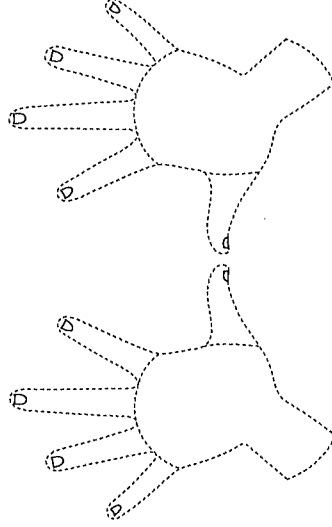
Trace the number in the correct order.



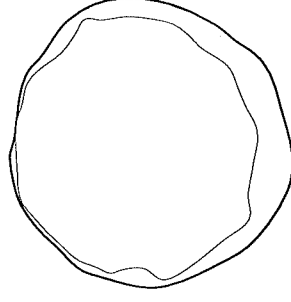
Colour in 1 dot and cross out the ones you do not need.



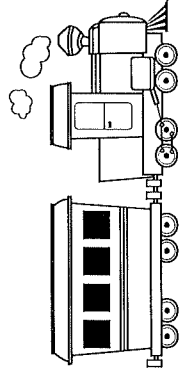
Colour the fingers you would hold up if you were showing 1.



Draw 1 chocolate chip on the cookie.




How many carriages are loaded onto the train? _____

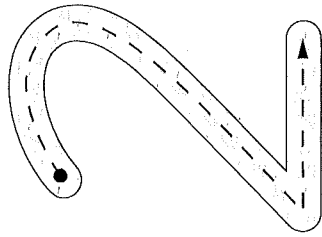


Number 2 - Worksheet

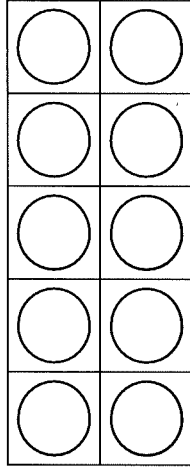
Name _____ Date _____



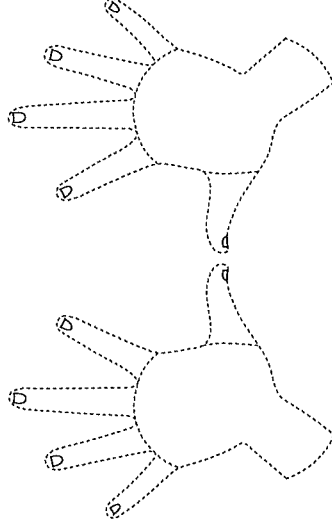
Trace the number in the correct order.



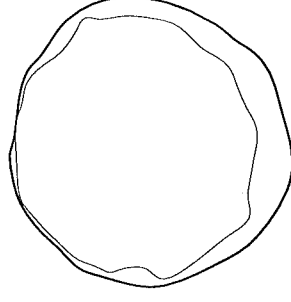
Colour in 2 dots and cross out the ones you do not need.



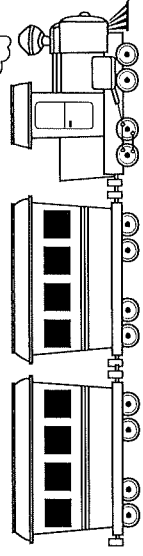
Colour the fingers you would hold up if you were showing 2.



Draw 2 chocolate chips on the cookie.



How many carriages are loaded onto the train? _____



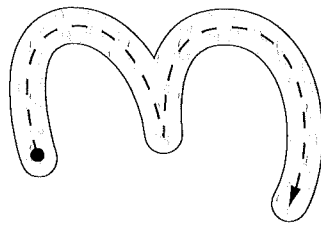
Number 3 - Worksheet

Name _____ Date _____

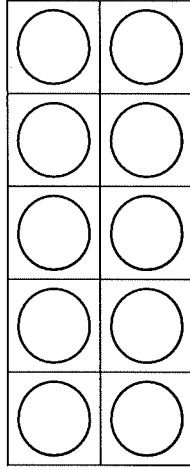
3 3 3

three three three

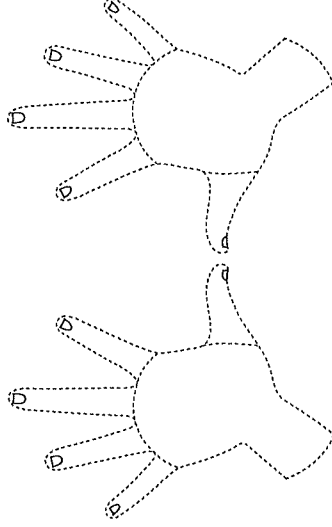
Trace the number in the correct order.



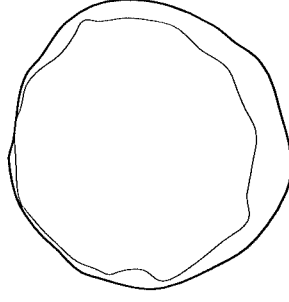
Colour in 3 dots and cross out the ones you do not need.



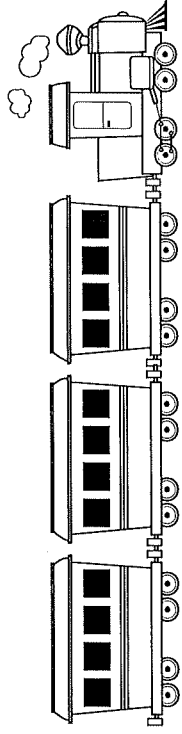
Colour the fingers you would hold up if you were showing 3.



Draw 3 chocolate chips on the cookie.



How many carriages are loaded onto the train? _____

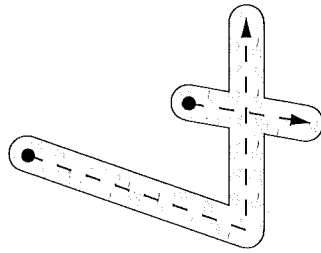


Number 4 - Worksheet

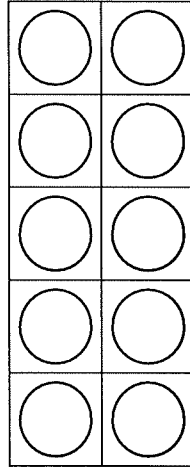
Name _____ Date _____

4 4 4
four four four

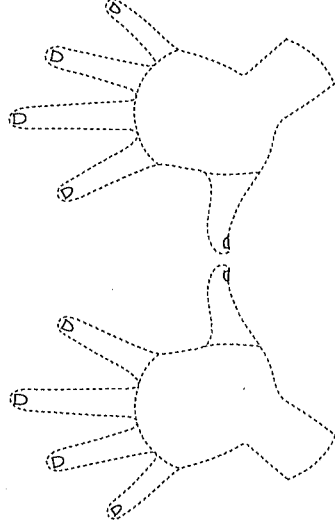
Trace the number in the correct order.



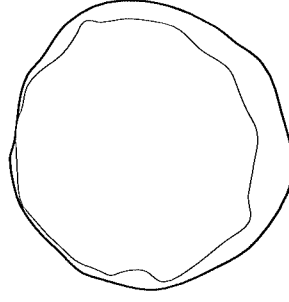
Colour in 4 dots and cross out the ones you do not need.



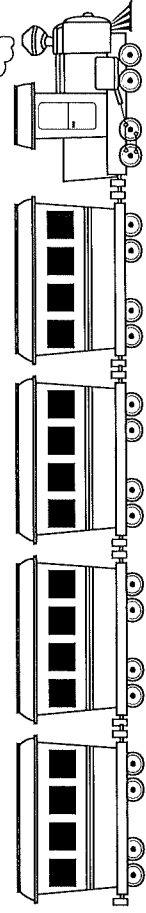
Colour the fingers you would hold up if you were showing 4.



Draw 4 chocolate chips on the cookie.



How many carriages are loaded onto the train? _____



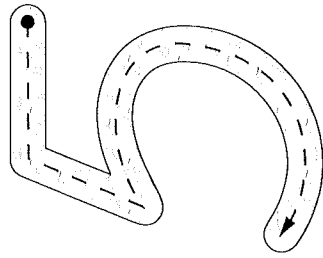


Name _____ Date _____

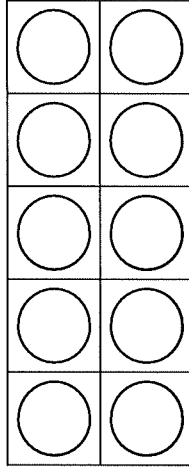
5 5 5

five five five

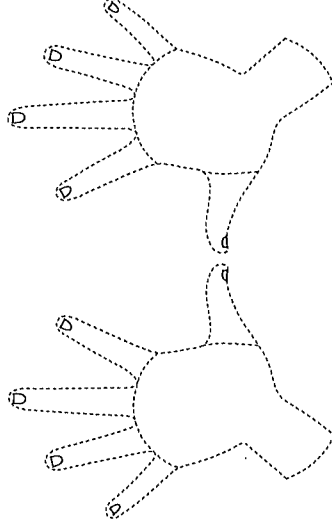
Trace the number in the correct order.



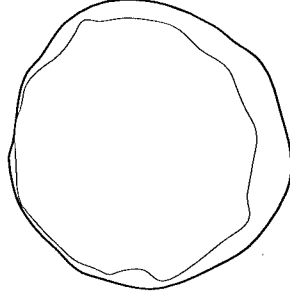
Colour in 5 dots and cross out the ones you do not need.



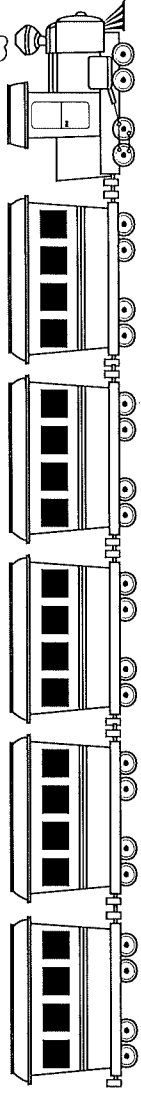
Colour the fingers you would hold up if you were showing 5.



Draw 5 chocolate chips on the cookie.



How many carriages are loaded onto the train? _____



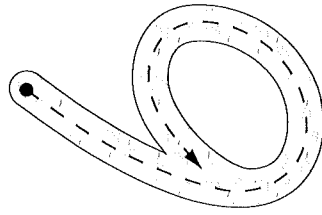
Number 6 - Worksheet

Name _____ Date _____

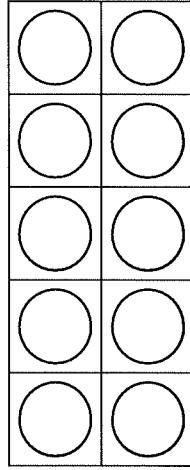
6 6 6

SIX SIX SIX

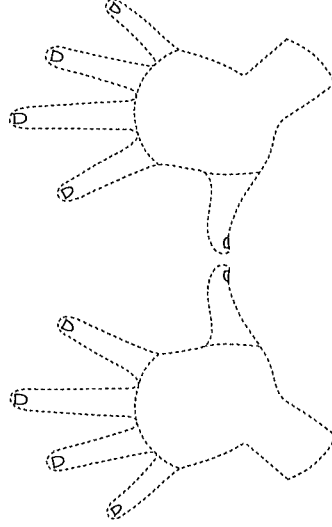
Trace the number in the correct order.



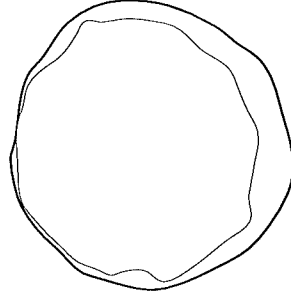
Colour in 6 dots and cross out the ones you do not need.



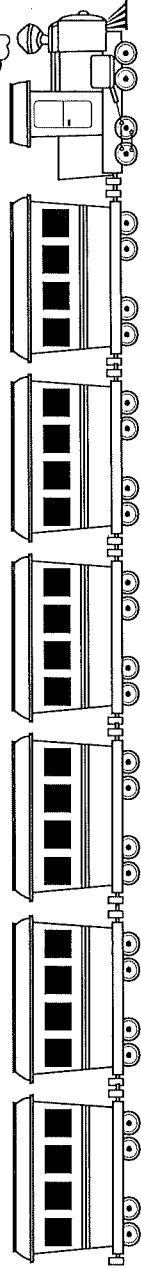
Colour the fingers you would hold up if you were showing 6.



Draw 6 chocolate chips on the cookie.



How many carriages are loaded onto the train? _____





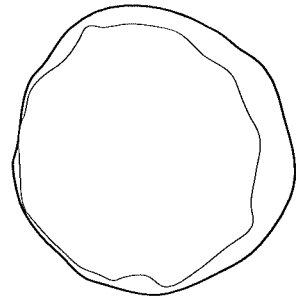
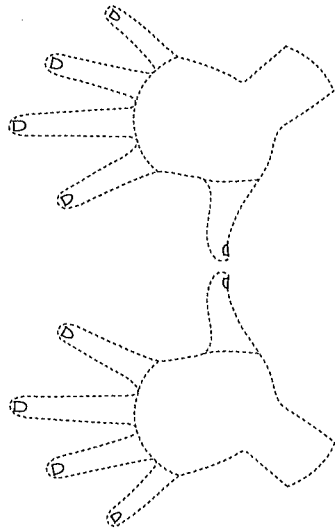
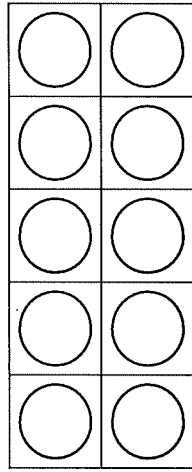
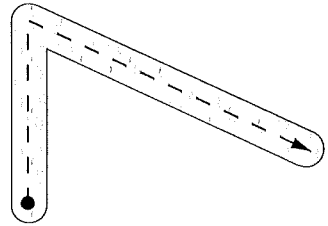
Number 7 - Worksheet

Name _____ Date _____

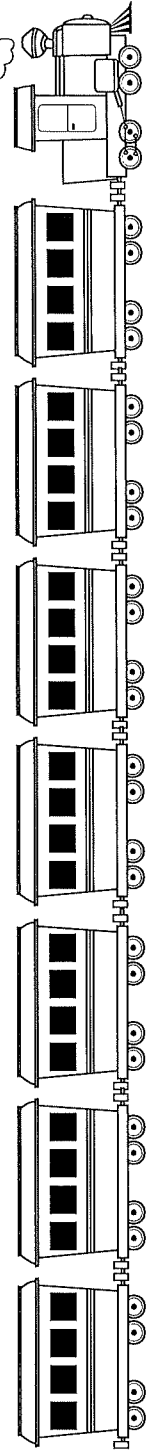
Handwriting practice lines for the number 7. The first line shows a dotted number 7 for tracing. The following lines are blank for independent practice.

seven seven seven

Trace the number in the correct order. Colour the fingers you would hold up if you were showing 7. Draw 7 chocolate chips on the cookie.



How many carriages are loaded onto the train? _____



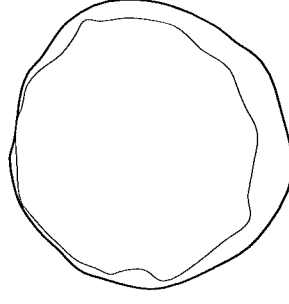
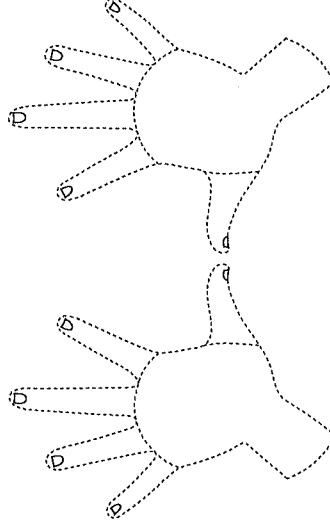
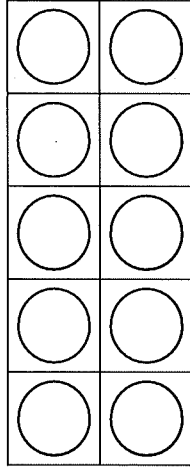
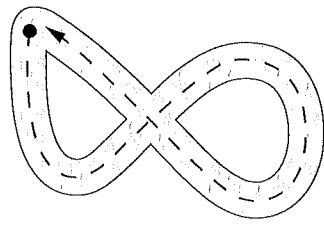
Number 8 - Worksheet

Name _____ Date _____

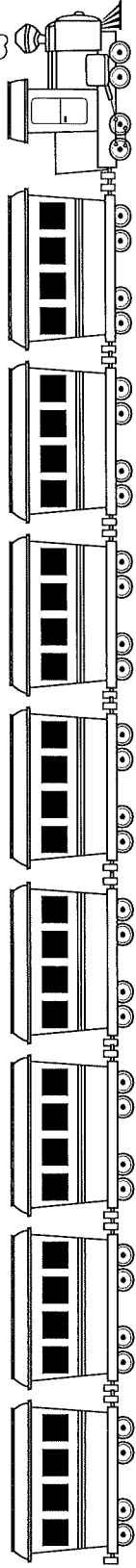
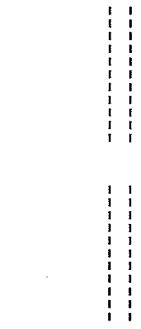
888

eight eight eight

Trace the number in the correct order. Colour in 8 dots and cross out the ones you do not need. Draw 8 chocolate chips on the cookie.



How many carriages are loaded onto the train? _____



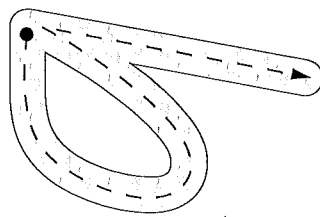
Number 9 - Worksheet

Name _____ Date _____

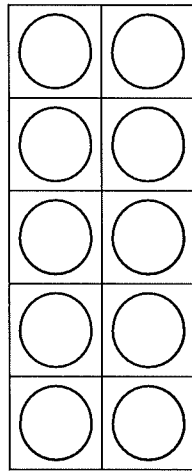
9 9 9

nine nine nine

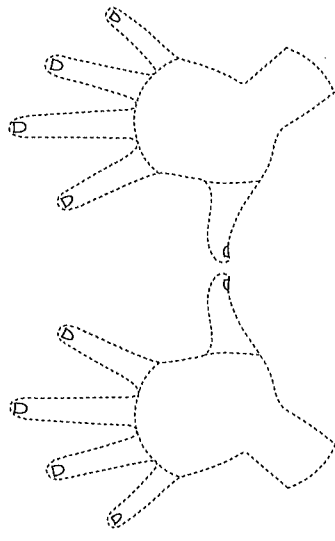
Trace the number in the correct order.



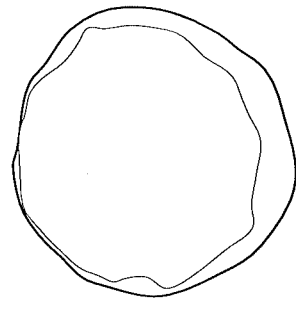
Colour in 9 dots and cross out the ones you do not need.



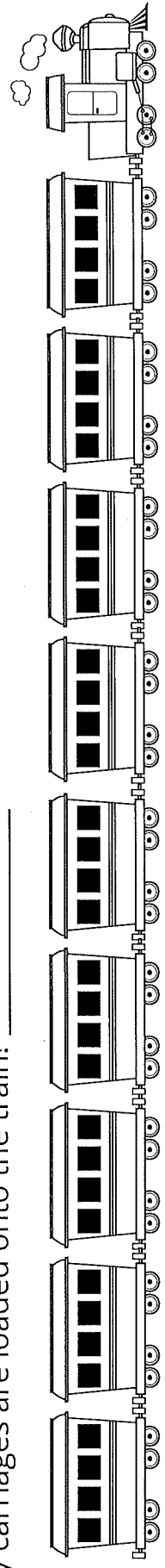
Colour the fingers you would hold up if you were showing 9.



Draw 9 chocolate chips on the cookie.



How many carriages are loaded onto the train? _____



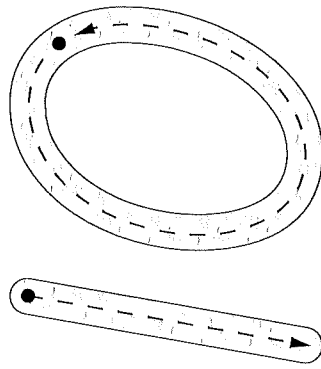
Number 10 - Worksheet

Name _____ Date _____

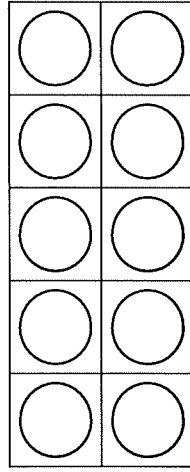
10 10 10

ten ten ten

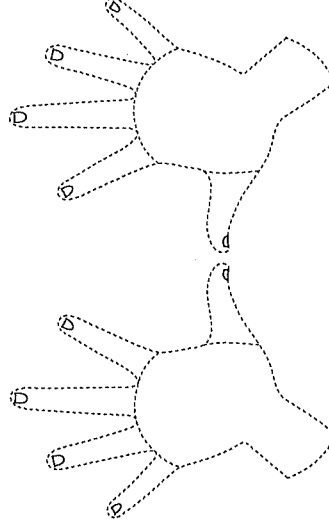
Trace the number in the correct order.



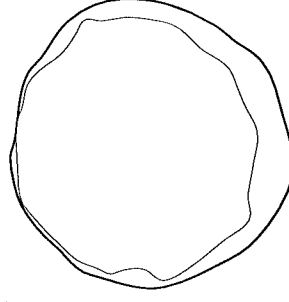
Colour in 10 dots and cross out the ones you do not need.



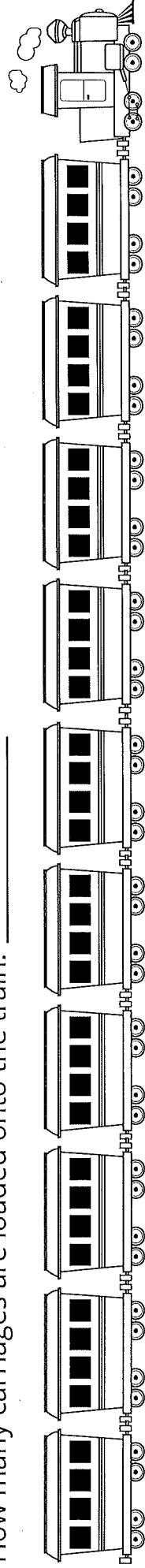
Colour the fingers you would hold up if you were showing 10.



Draw 10 chocolate chips on the cookie.



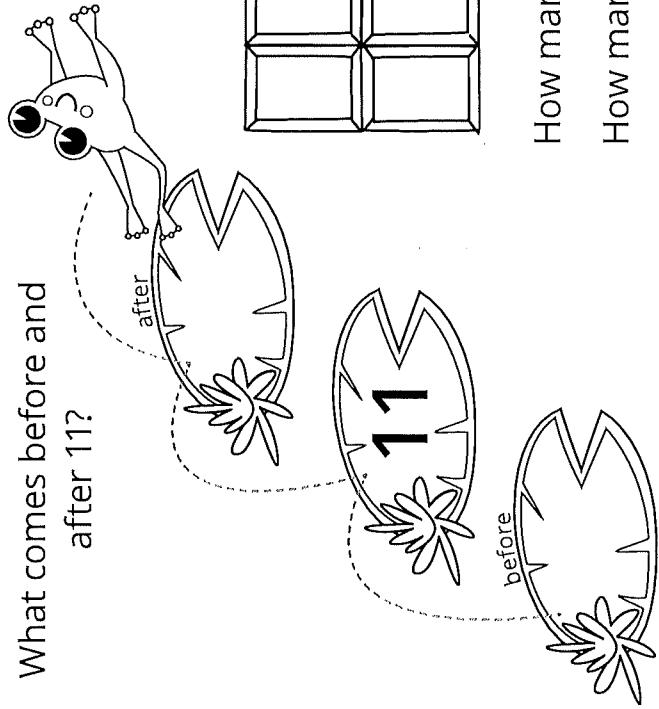
How many carriages are loaded onto the train? _____




Number 11 - Worksheet

Name: _____ Date: _____

What comes before and after 11?

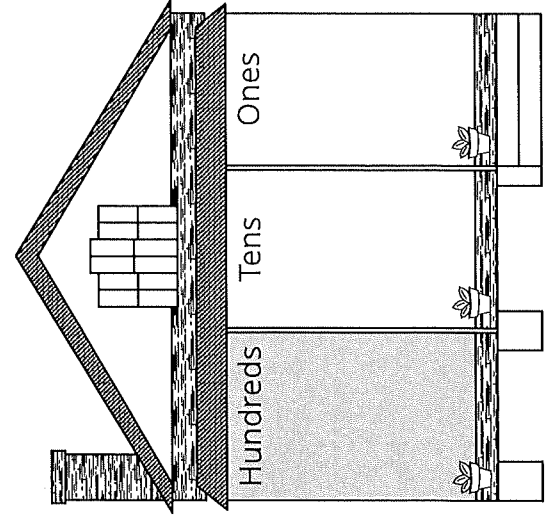


Colour in 11 pieces of this chocolate bar.



How many chocolate squares more than 10? _____
How many chocolate squares less than 20? _____

Write 11 in the correct houses.

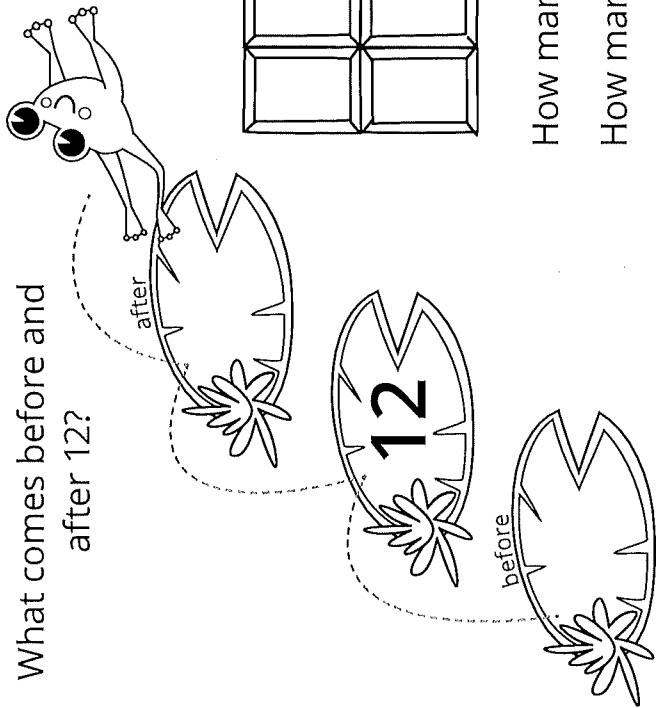


Number 12 - Worksheet


Name: _____ Date: _____

12
twelve

What comes before and after 12?



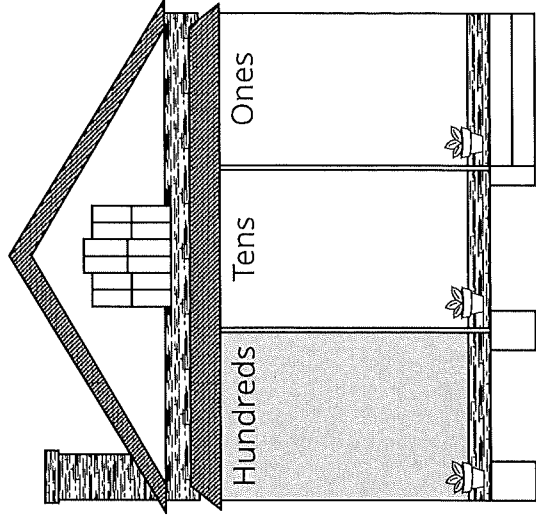
Colour in 12 pieces of this chocolate bar.



How many chocolate squares more than 10? _____

How many chocolate squares less than 20? _____

Write 12 in the correct houses.

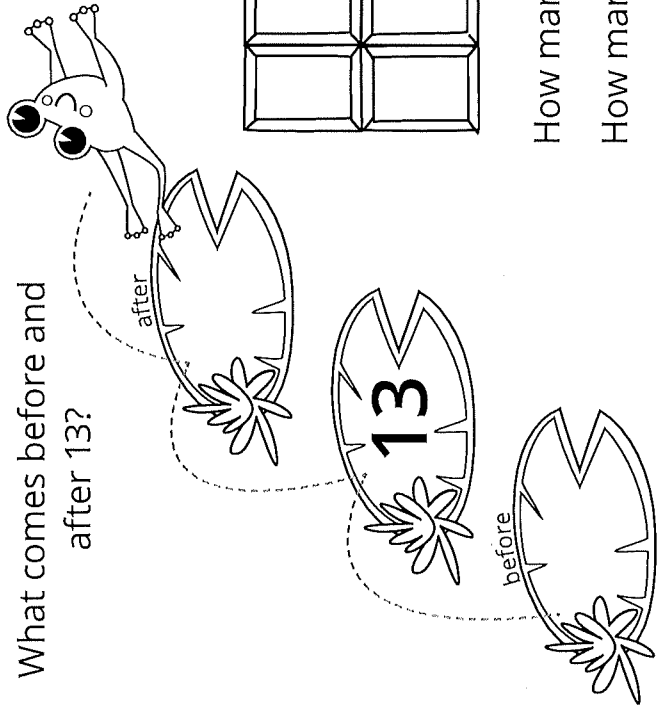


Number 13 - Worksheet


Name: _____ Date: _____

13
13
13
13
13

What comes before and after 13?

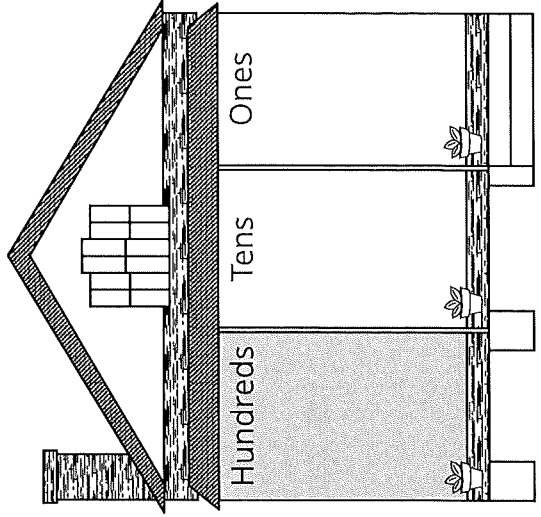


Colour in 13 pieces of this chocolate bar.



How many chocolate squares more than 10? _____
How many chocolate squares less than 20? _____

Write 13 in the correct houses.

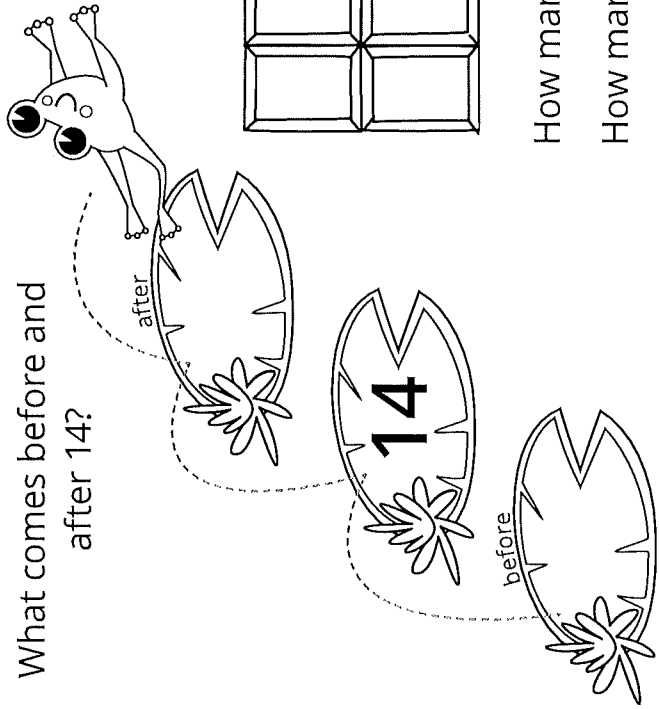


Number 14 - Worksheet


Name: _____ Date: _____

14
fourteen

What comes before and after 14?

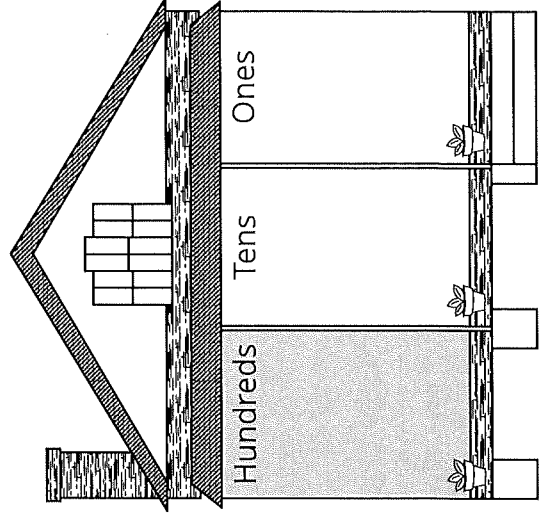


Colour in 14 pieces of this chocolate bar.



How many chocolate squares more than 10? _____
How many chocolate squares less than 20? _____

Write 14 in the correct houses.

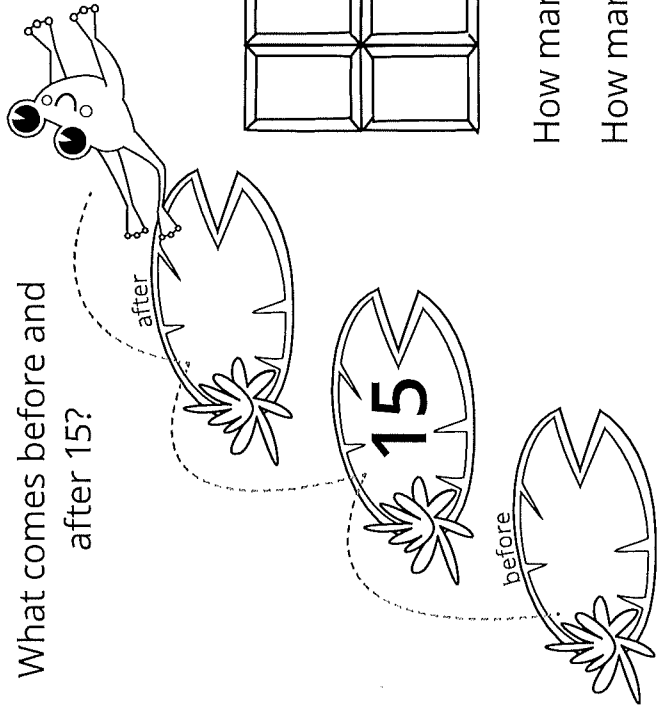


Number 15 - Worksheet


Name: _____ Date: _____

15
fifteen

What comes before and after 15?

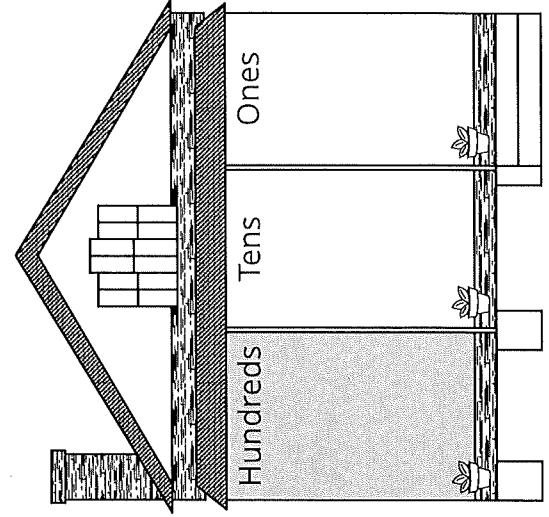


Colour in 15 pieces of this chocolate bar.



How many chocolate squares more than 10? _____
How many chocolate squares less than 20? _____

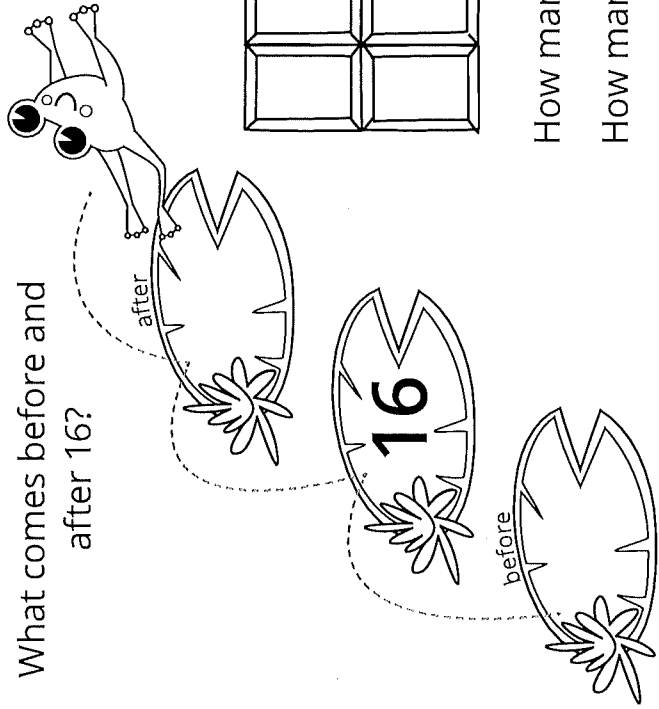
Write 15 in the correct houses.




Name: _____ Date: _____

16
sixteen

What comes before and after 16?

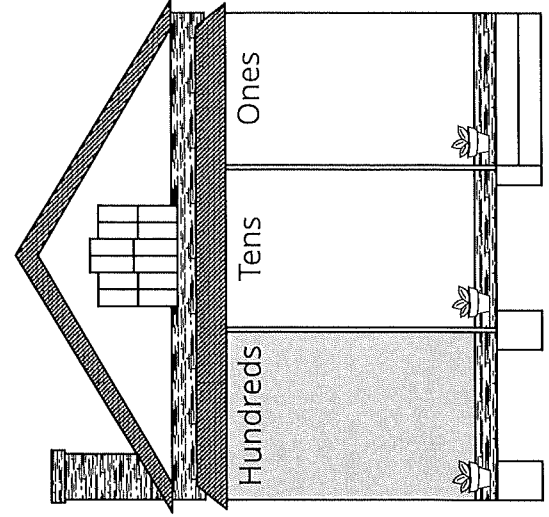


Colour in 16 pieces of this chocolate bar.



How many chocolate squares more than 10? _____
How many chocolate squares less than 20? _____

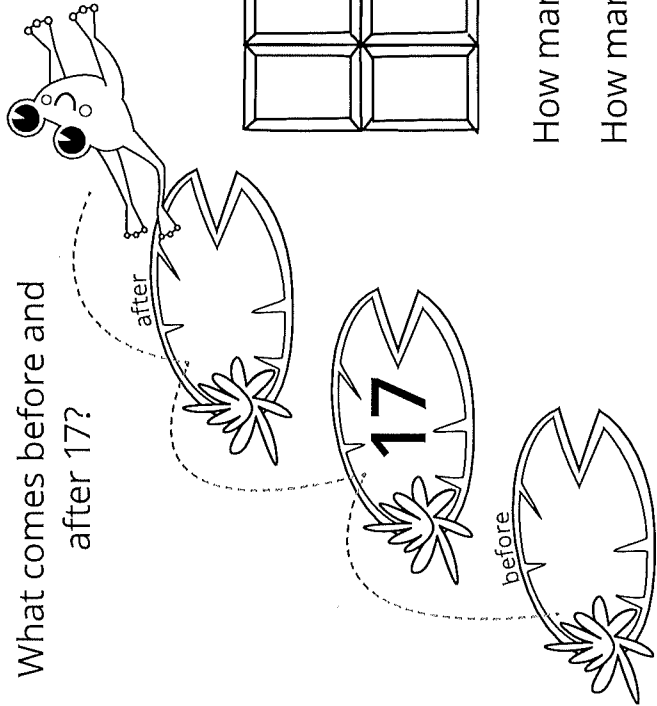
Write 16 in the correct houses.




Name: _____ Date: _____

17
seventeen

What comes before and after 17?



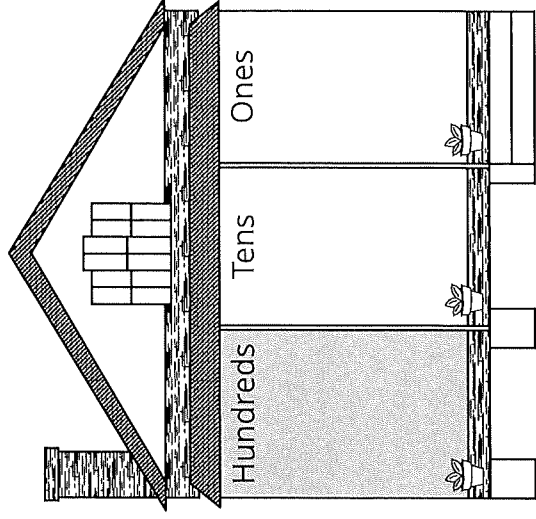
Colour in 17 pieces of this chocolate bar.



How many chocolate squares more than 10? _____

How many chocolate squares less than 20? _____

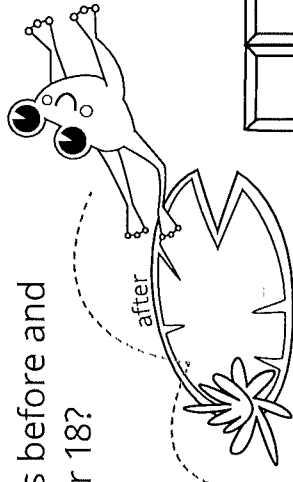
Write 17 in the correct houses.



Name: _____ Date: _____

18
eighteen

What comes before and after 18?




after

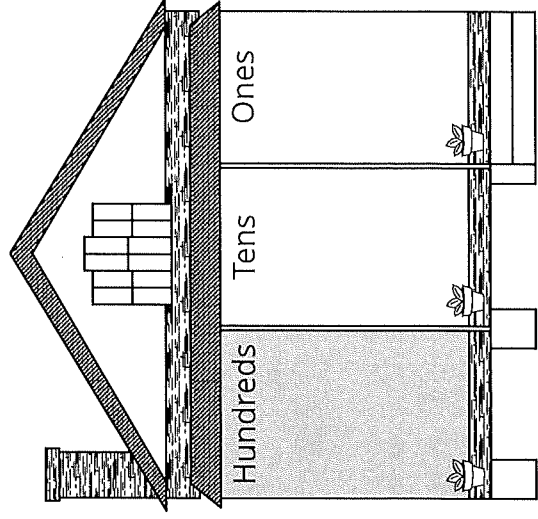


before

Colour in 18 pieces of this chocolate bar.



Write 18 in the correct houses.



How many chocolate squares more than 10? _____

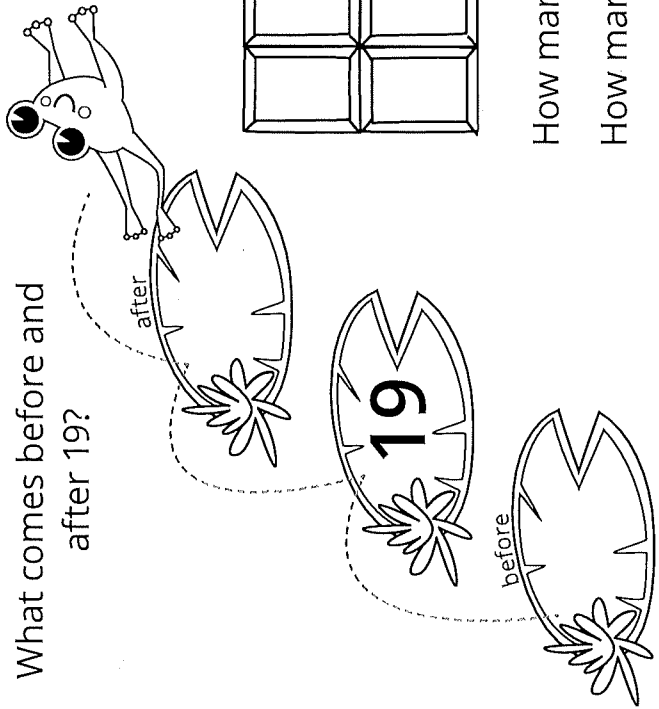
How many chocolate squares less than 20? _____

Number 19 - Worksheet


Name: _____ Date: _____

19
 19
 19
 19
 19

What comes before and after 19?

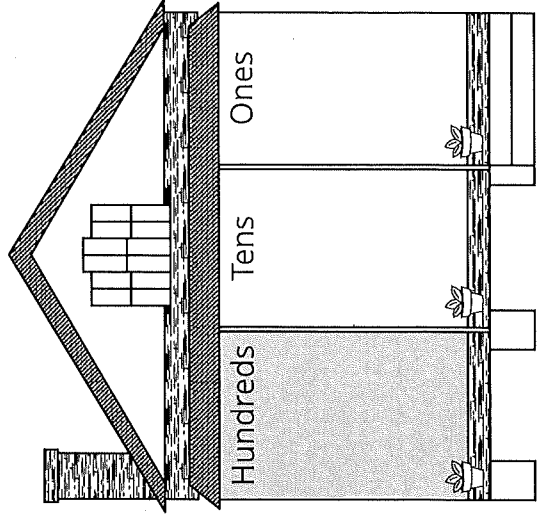


Colour in 19 pieces of this chocolate bar.



How many chocolate squares more than 10? _____
 How many chocolate squares less than 20? _____

Write 19 in the correct houses.

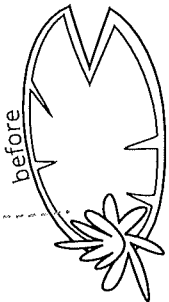
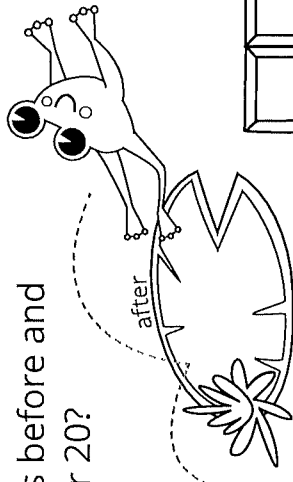


Name: _____ Date: _____


20

twenty

What comes before and after 20?



Colour in 20 pieces of this chocolate bar.



How many chocolate squares more than 10? _____

How many chocolate squares less than 20? _____

Write 20 in the correct houses.

